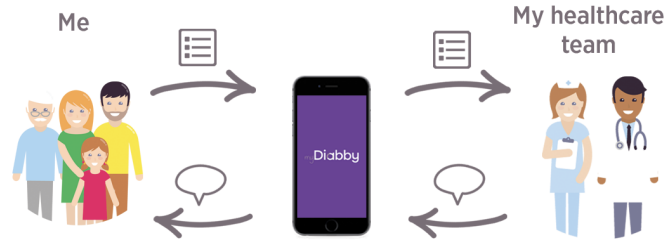


# My monitoring on myDiabby Healthcare



- My logbook shared with the healthcare team
- An aid to understanding the results
- Direct messaging with my healthcare team
- Information on diabetes
- Ability to connect my devices directly

## Questions & Help



For a medical question:  
Contact your healthcare team directly

Find all the information  
on myDiabby Healthcare on the website:

[www.mydiabby.com](http://www.mydiabby.com)

myDiabby Healthcare is a medical device.

**myDiabby Healthcare is a monitoring tool and is not a substitute for a consultation with a doctor. In case of emergency, please contact your doctor or the emergency services.**

If you have any questions about the myDiabby application:

[support@mydiabby.com](mailto:support@mydiabby.com) or by phone

France : 01 76 40 01 78

Belgique : 02 320 11 96

\*The manual is available for download and consultation on the myDiabby Healthcare platform.

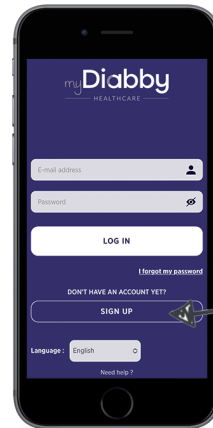


MDHC SAS  
66 avenue des Champs Elysées  
75008 Paris  
FRANCE

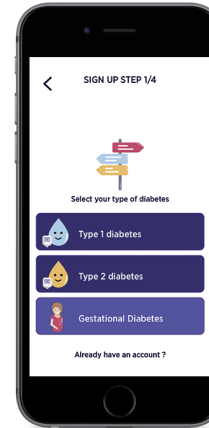
Document applicable from version 2.19 of the medical device

## Registration

- 1 Download the "myDiabby" application on your smartphone
- 2 Open the app and click on "Register".
- 3 Choose your type of diabetes



Register

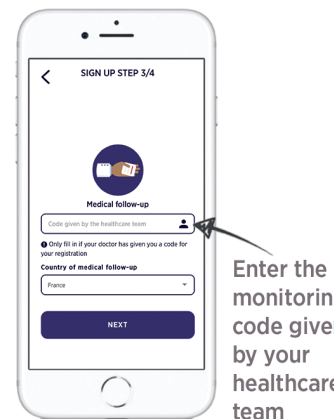


- 4 Fill in the registration form to create your myDiabby account



Enter your information

Create a password



Enter the monitoring code given by your healthcare team

## Monitoring Code

to be filled in on registration

# myDiabby

HEALTHCARE

The diabetes application connected to my medical team

This user guide provides information on how to use the myDiabby application. Please refer to the manual for all information on using myDiabby Healthcare\*.



Disponible sur App Store

DISPONIBLE SUR Google play

User guide  
Mobile application

# Dashboard

Your dashboard displays your daily averages and allows you to enter your results

Application menu

Return to the previous day

Your averages of the day

The values you recorded today

Your blood sugar and insulin curve

Press the "+ Enter new data" button to enter data

# Features

Access all myDiabby options from the navigation menu

- **Dashboard:** To enter your results
- **My monitoring:** Your medical record, treatment, the healthcare team that follows your myDiabby account
- **Documents:** Share documents with your healthcare team
- **Messaging:** Communicate with your healthcare team
- **Diabetes info:** Diabetes fact sheets and videos


Your account and settings

- **My connected devices:** Connect your medical devices to your myDiabby account (See the Tutorial Videos on the myDiabby YouTube channel)

# Logbook

View all your data entered manually or from your connected objects

To do this, start by clicking on **logbook**

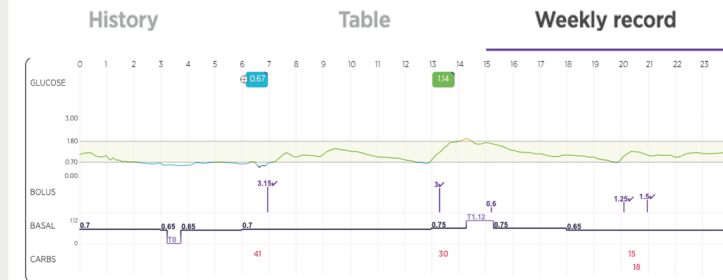


To view your **capillary blood glucose levels**, click on **Table**

	BREAKFAST			LUNCH			AFTERNOON SNACK			DINNER			Evening snack	Insulin	HEART	TOTAL SMOKE DOSE	
	Before	After	Glucose	Before	After	Glucose	Before	After	Glucose	Before	After	Glucose	FAI	LAI	Glucose		
SUN	1.00	1.00	1.69	0.89	1.36	2.80											27.059
MON	0.92	1.25	0.89	1.36	2.80				0.83								28.976
TUE	0.67		1.36	2.80											1.43		31.685
WED	2.21	1.49	1.42	1.73	1.42												34.830
THU	1.13	1.13	1.73	1.42											0.41		26.5
FRI	0.84		0.68	0.68											1.24		28.5
SAT	1.07		1.10														24.418

Example of manual and connected glucometer data

To view your **daily curves**, click on **Weekly**



Example of data from a glucose monitor and an insulin pump