

LOGIN GUIDE

This login guide provides the specific login information for your device. Please refer to the manual for all information on using myDiabby Healthcare*.

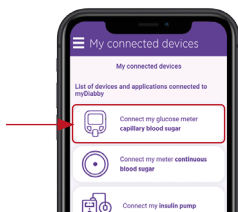
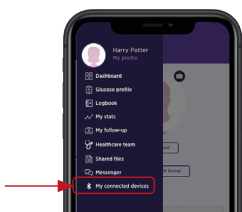


ONETOUCH
Verio Reflect*

Linking the meter with the myDiabby application

When you link your blood glucose meter to the myDiabby application, the date and time are automatically set on the meter based on the date and time on the phone.

- 1 **Enable Bluetooth** on the smartphone
- 2 Log in to the **myDiabby application** and open the **"My connected objects"** tab
- 3 Select **"Connect my capillary blood glucose meter"**, then select your meter from the list



- 4 Click on the **"Connect my meter"** button



- 5 Turn on the OneTouch Verio Reflect meter by long pressing the OK button.

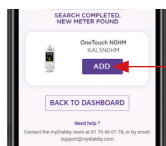
- 6 **Enable Bluetooth on the meter**
 - In the meter's menu, select "Settings", then "Bluetooth"
 - Select "On"
 - Press the back button (left arrow) to return to the meter's home screen
 - The ⌘ (Bluetooth) symbol is lit up on the top right of the meter's screen



7 On the myDiabby application, click on the "Find my meter" button



8 The meter appears on the screen. Click on "Add".



9 Enter the 6-digit code that appears on the meter's screen in the application, then confirm.



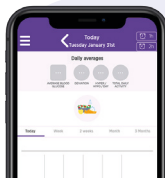
Daily use

1 Test your blood sugar level with the meter as usual.

2 Once the blood sugar result appears on the meter screen, remove the strip from the meter and open the myDiabby application on the phone near the meter.

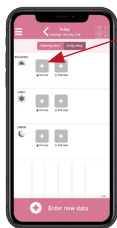
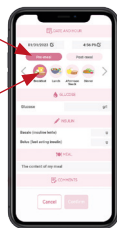
Make sure Bluetooth is enabled on the smartphone

3 The blood sugar result is automatically sent to the myDiabby application!
If you have specified the before/after meal symbol on the meter, it will be transferred to myDiabby.



If you have gestational diabetes:

If you have gestational diabetes: once the blood sugar level appears on the myDiabby application, **CHECK** or **VERIFY** the time of day so that the result is in the right place in the logbook. You can **add comments** or insulin doses.



If you have any questions about the myDiabby application:
support@mydiabby.com or by phone

France : 01 76 40 01 78

Belgique : 02 320 11 96



MDHC SAS
66 avenue des Champs Elysées
75008 Paris
FRANCE

*The manual is available for download and consultation on the myDiabby Healthcare platform.



0459

Document applicable from version 2.19 of myDiabby Healthcare